

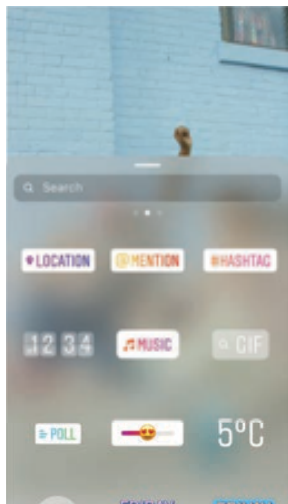
# MUSIC IN STORIES

Now your fans can add *your* music to their photos and videos, creating a soundtrack to their story

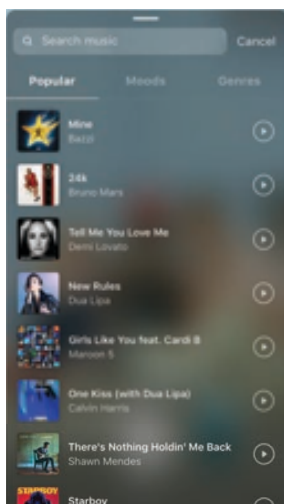
By bringing music to stories, we are making it easier for your fans to add your music to photos and videos shared to Stories, to enhance any moment.

## How it works


### Post-capture



Take a photo or video in the Stories camera or upload from gallery, then tap on the sticker icon at the top right corner and select the music icon.



Search for a specific song, or browse by mood, genre or what's popular.

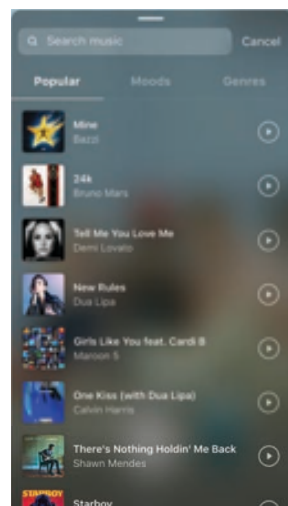


Use the scrubber tool to choose the part of the song that best captures the moment you're sharing.




When your fans watch your story, they'll hear your clip playing over your photo or video, and see a sticker with song title and artist name.

### Pre-capture



On the format picker, select the "Music" format, Search for a specific song, or browse by mood, genre or what's popular.



Use the scrubber tool to choose the part of the song that best captures the moment you're sharing.



When your fans watch your story, they'll hear your clip playing over your photo or video, and see a sticker with song title and artist name that links to the artist Instagram profile.

